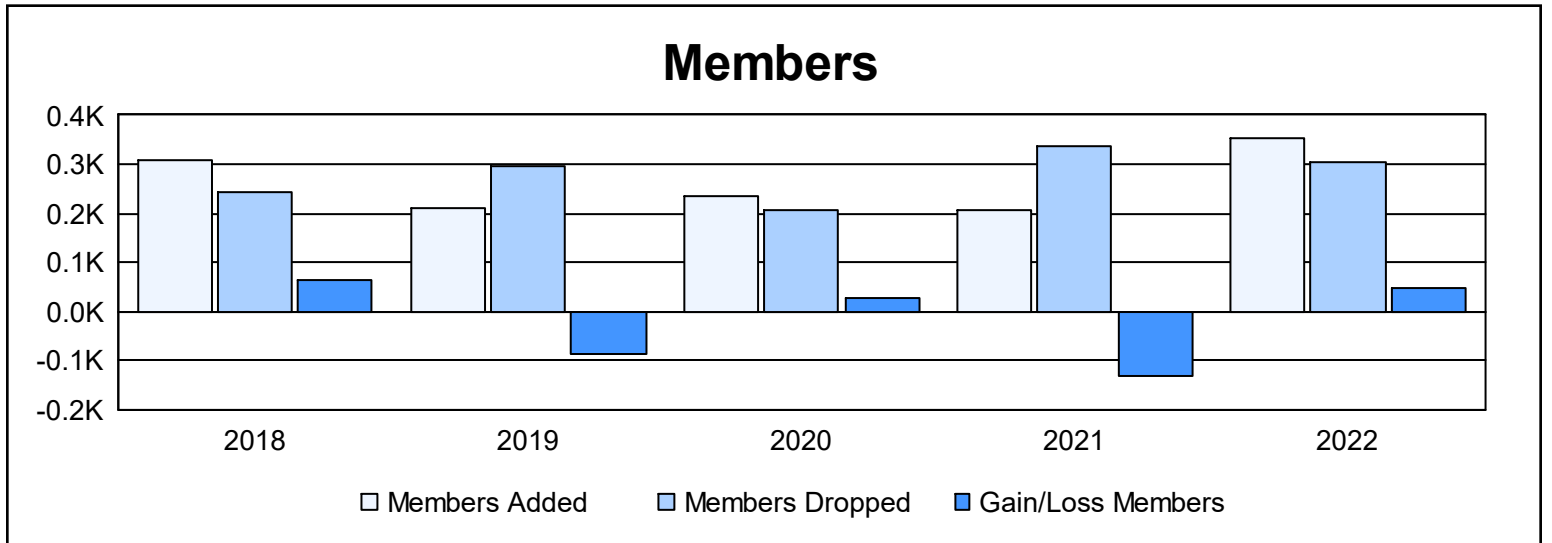
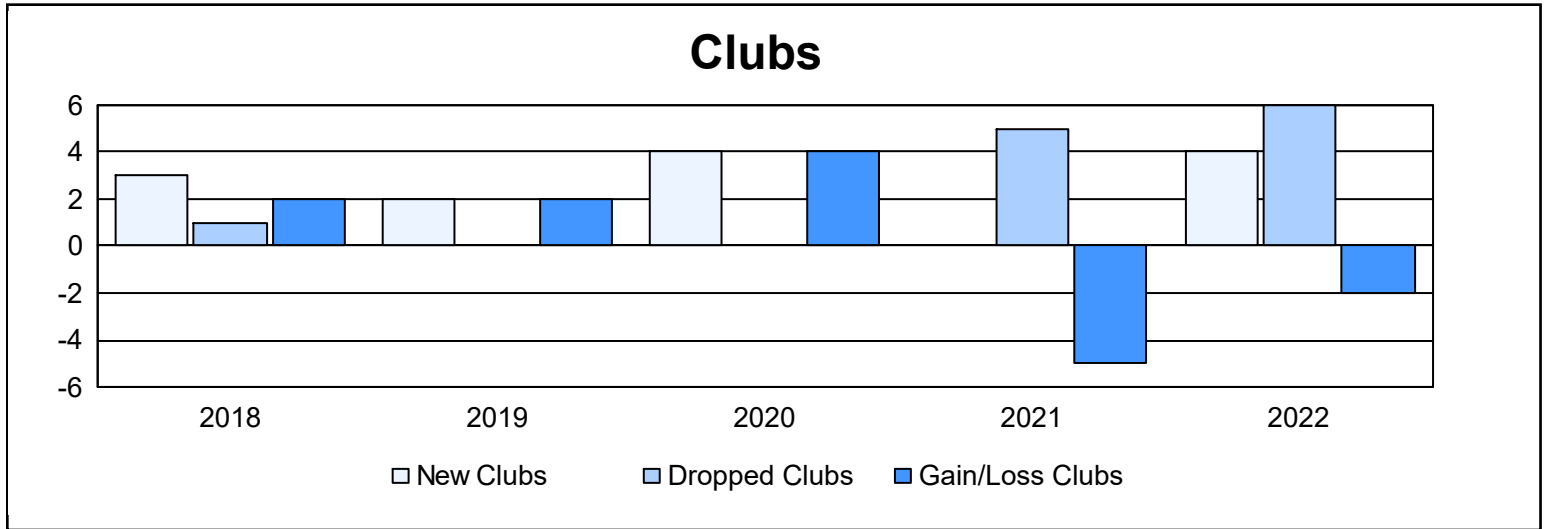
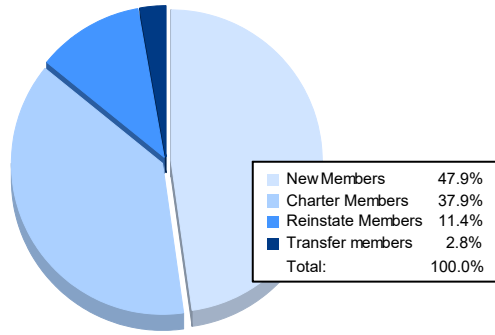


Year	New Clubs	Dropped Clubs	Gain/ Loss Clubs	New Members	Charter Members	Reinstate Members	Transfer Members	Total Member Added	Total Members Dropped	Gain/ Loss Members
2017-2018	3	1	2	191	102	7	8	308	244	64
2018-2019	2	0	2	139	51	10	11	211	298	-87
2019-2020	4	0	4	107	94	12	21	234	208	26
2020-2021	0	5	-5	133	13	60	2	208	338	-130
2021-2022	4	6	-2	168	133	40	10	351	305	46
<b>Average</b>	<b>3</b>	<b>2</b>	<b>0</b>	<b>148</b>	<b>79</b>	<b>26</b>	<b>10</b>	<b>262</b>	<b>279</b>	<b>-16</b>



### Membership Composition June 2022 Cumulative



### Gender Composition June 2022 Cumulative

